

VENTS Z Series



Axial design fans for exhaust ventilation with the capacity up to 358 m³/h

Applications

- Continuous or periodic exhaust ventilation of bathroom, showers, kitchens and other utility spaces.
- Ventilation shaft mounting or duct connection.
- Low to medium air flow motion for short distances at low air resistance.
- Compatible with Ø 100, 125 and 150 mm air ducts.

Design

- Modern design and aesthetic look.
- The polished steel front panel with various ornamental modifications.
- The casing and the impeller are made of high-quality durable ABS plastic, UV resistant.
- The intellectual impeller design makes the fan efficiency high and the service life long.
- Protection rating IP 24.

Motor

- Reliable and low-watt electric motor.
- Designed for continuous operation and requires no maintenance.
- Equipped with overheating protection.

Modifications and Options



Z L – The motor is equipped with ball bearings for long service life (appr. 40 thousand hours) and fan mounting at any angle. The bearings are maintenance-free and contain enough grease for the entire operating period.



Z turbo – high-powered motor.



Z 12 – modification with low-voltage motor. 12 V AC power supply.

Control

Manual:

- The fan is controlled by a room light switch. It is not included in the delivery package.
- Speed control is possible through a thyristor speed controller (see Electrical Accessories). Several fans may be connected to the same controller. Speed controllers can not be connected to the fans with T, TH, TP, VT, VTH modification.

Automatic:

- By the electronic control unit **BU-1-60** (see Electrical Accessories). The control unit is supplied separately.

Mounting features

- The fan is mounted directly into the ventilation shaft.
- Flexible duct application is recommended in case of remote location of the ventilation shaft. The air duct is connected to the fan exhaust flange through a clamp.
- Fixed to wall by self-tapping screws.
- For 12 V low-voltage motor fan connection to 220 V / 50 Hz power mains use the step-down transformer TRF 220/12-25 that is available upon separate order.

Front panel modifications



Z 1



Z 2



Z 3



Z 4



Z 5



Z 6

Accessories



Air ducts

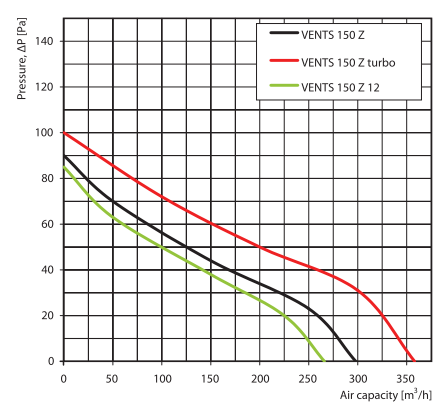
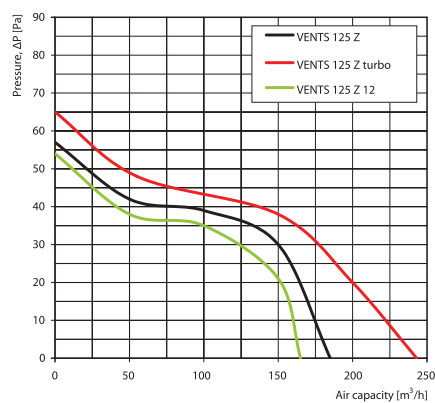
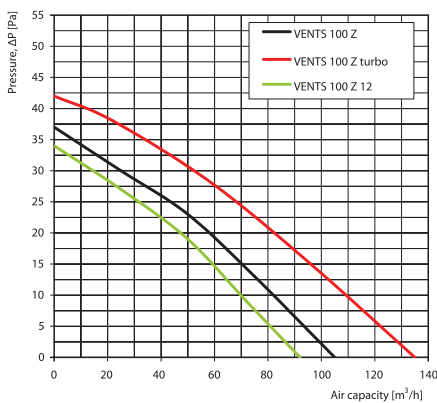
Grilles and hoods

Backdraft damper

Speed controllers

Clamps

Aerodynamic characteristics



Technical data

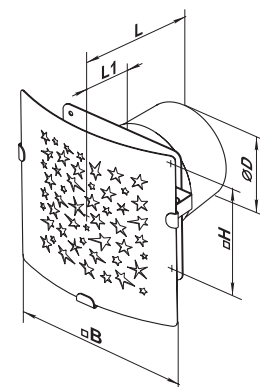
Model	Frequency [Hz]	Voltage [V]	Power Consumption [W]	Current [A]	R.p.m.	Maximum air capacity [m³/h]	Sound Pressure Level at 3 m [dB(A)]	Weight [kg]
VENTS 100 Z	50/60	220-240	14	0,085	2300	105	37	0,41
VENTS 100 Z turbo	50/60	220-240	16	0,1	2300	135	38	0,41
VENTS 100 Z 12	50/60	12	14	1,5	2200	92	36	0,40
VENTS 125 Z	50/60	220-240	16	0,1	2400	185	38	0,48
VENTS 125 Z turbo	50/60	220-240	24	0,105	2400	243	39	0,48
VENTS 125 Z 12	50/60	12	16	1,33	2300	165	37	0,46
VENTS 150 Z	50/60	220-240	24	0,13	2400	298	40	0,80
VENTS 150 Z (220-240 B/60 Hz)	60							
VENTS 150 Z turbo	50/60	220-240	29	0,13	2400	358	44	0,80
VENTS 150 Z turbo (220-240 B/60 Hz)	60							
VENTS 150 Z 12	50/60	12	29	2	2300	266	39	0,76
VENTS 150 Z (220-240 B/60 Hz)	60							

Mounting example



Overall dimensions

Model	Dimensions [mm]				
	Ø D	B	H	L	L1
VENTS 100 Z	100	181	120	143	56
VENTS 125 Z	125	208	140	143	56
VENTS 150 Z	150	231	165	166	56



Certificates



The fans meet the applicable safety and electromagnetic compatibility standards.