



## VN-1A(E) 80 K, VN-A(E) 80 K

Centrifugal fans  
in plastic casing  
with fire-resisting damper



**Air capacity:**  
up to 100 m<sup>3</sup>/h

### APPLICATION

- Exhaust ventilation of high-rise residential and non-residential premises with increased fire prevention requirements.
- Suitable for premises with mono-pipe ventilation system.
- Mounting in kitchens, bathrooms, toilets, storerooms and other household areas.

### DESIGN

- For wall surface mounting.
- The front panel and the casing are made of high-quality durable ABS plastic.
- Equipped with maintenance-free fire-resisting damper. As the temperature in the shaft reaches 90 °C the thermal fuse melts and the damper shuts automatically hot air access off, and the flame and smoke ingress to the room though the ventilation shaft system is prevented.
- For easy mounting the damper is mounted on a pivot rod.
- First mount the damper to the wall and then fix the fan casing (see mounting examples).

- The fire-resisting damper serves as a backdraft damper when the fan is off and prevents air moving from the ventilation shaft.
- Connected with the main ventilation shaft with a flexible air duct.
- Connecting branch pipe diameter – 80 mm.

### MOTOR

- Energy-efficient 2-speed motor on ball bearings with minimum energy demand.
- Independent maintenance of pressure and air flow rate in the duct.
- For precise characteristics, low noise level and safe operation each turbine is dynamically balanced while assembly.

### CONTROL

- Speed switch is performed with the external manual switch. For example, P2-1-300 (switches are supplied separately).

### MODIFICATIONS AND OPTIONS

- **VN-1A(E) 80 KT / VN 80-A(E) KT** – the fans are equipped with a timer.
- **VN-1A(E) 80 KTR / VN 80-A(E) KTR** – the fans are equipped with an adjustable timer.
- **VN-1A(E) 80 KI / VN 80-A(E) KI** – the fans are equipped with an interval switch.
- **VN-1A(E) 80 KH / VN 80-A(E) KH** – the fans are equipped with a humidity sensor.


### ORDER REF.NO.

VNV-	Front panel	Air flow [m <sup>3</sup> /h]	80 K	Additional options	Front panel colour
	_ – grille 1 – plastic cover	A – 35/60 E – 75/100		T TR I H	_ – white

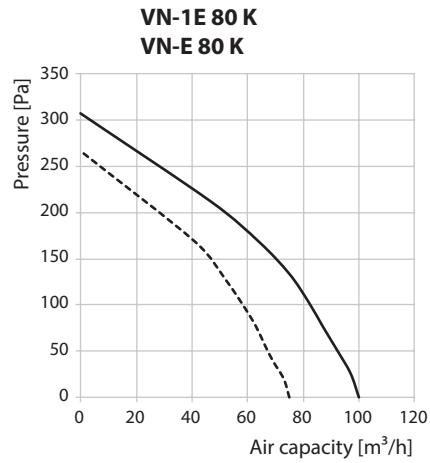
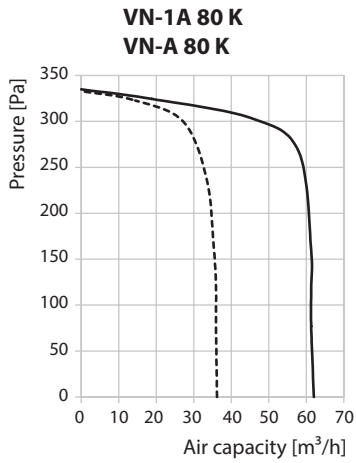
## OPTIONS DESCRIPTION

Name	Description
<b>T</b> timer modification	The fan is switched on to the maximum speed manually with the external switch, turn-on delay time is 50 seconds. The return to default position is performed with the timer, run-out time is 6 minutes. Continuous low speed operation is possible.
<b>TR</b> adjustable timer modification	The fan can be switched to the maximum speed manually with the external switch. Turn-on delay time is set with the internal regulator ranging from 0 to 150 seconds. Run-out time is set with the internal regulator from 2 to 30 minutes. Continuous low speed operation is possible.
<b>I</b> interval switch modification	The fan switches periodically to the maximum speed while operation. The switching interval is set by means of the internal regulator ranging between 0.5 and 15 hours. Run-out time is 10 minutes. The fan can be switched manually with the external switch, turn-on delay time is 50 seconds. Continuous low speed operation is possible.
<b>H</b> humidity sensor modification	The fan switches to the maximum speed as relative humidity level in the room increases. It switches off as relative humidity level drops by 10 % below the set level. The humidity threshold is adjusted in the range between 60 % and 90 %. Force switching to the maximum speed is provided, in this case the turn-on delay time is 50 seconds, and the run-out time is set by the internal regulator between 2 and 30 minutes. Continuous low speed operation is possible.

## MOUNTING EXAMPLE



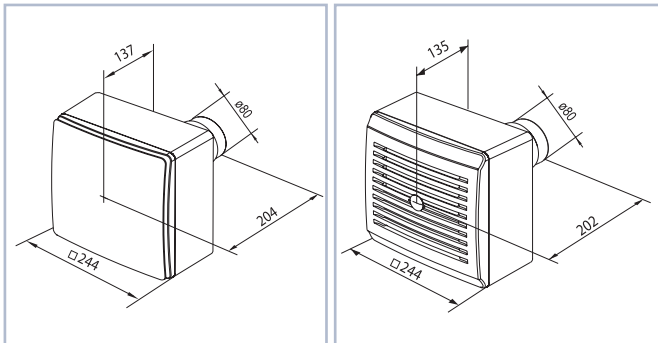
## AERODYNAMIC CHARACTERISTICS



## TECHNICAL DATA

	VN-1A 80 K VN-A 80 K		VN-1E 80 K VN-E 80 K	
	1	2	1	2
Number of speeds	1	2	1	2
Frequency [Hz]	50		50	
Voltage [V]	220-240		220-240	
Power consumption [W]	15	25	24	29
Current [A]	0.12	0.14	0.11	0.13
Maximum air flow [m³/h]	35	63	75	100
SFP [W/l/s]	1.54	1.43	1.15	1.04
Sound pressure level at 3 m distance [dBA]	27	36	29	38
Weight [kg]	2.7		2.7	
IP	IP55		IP55	

OVERALL DIMENSIONS



ACCESSORIES

Filter	Speed switch	Thermovent	Clamps

CERTIFICATES



The fans meet safety norms and standards and electromagnetic compatibility directives.