

Duct temperature sensors KDT2-M / KDT2-M1



Application

The duct temperature sensors are designed for installation in the air duct and temperature measurement of the air flow in the ventilation and air conditioning systems.

Design

The sensor consists of the integrated circuit chip located inside the plastic casing. This sensor type has a linear transfer characteristics of output voltage to temperature and a three-wire connection to power mains.

This sensor type is not compatible with resistance sensors. During electric connections the polarity of the outputs connected to the inputs of the air

handling units must be considered.

The KDT-M sensor delivery set includes a mounting flange with a fixing screw for its fixation to the air duct wall.

The KDT-M sensor delivery set includes a mounting flange with a fixing screw for its fixation to the air duct wall. The sensors are supplied with a 2.5 m connecting cable. The immersion depth is adjusted for 100, 150, 20 or 400 mm.

Mounting

Fixation with screws to the air duct wall by means of the flange with the sensing element located the air stream.

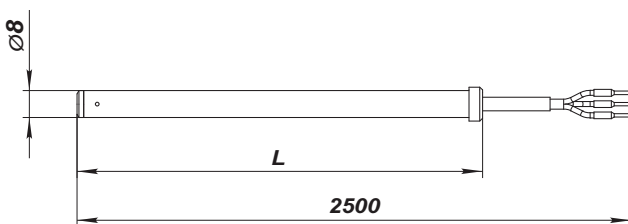
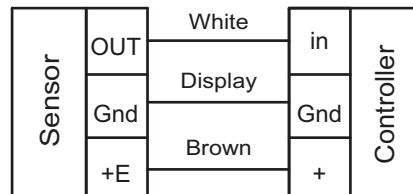
Technical data:

	KDT2-M / KDT2-M1
Temperature measuring range [°C]	-30...+80
Voltage [V]	2,7...10
Output resistance [Ohm]	800
Electric connection	three-wire, cross section 2x0.25 mm ²
Relative humidity	up to 90%, no condensation
Protection rating	IP 54
Electrical appliance class	III

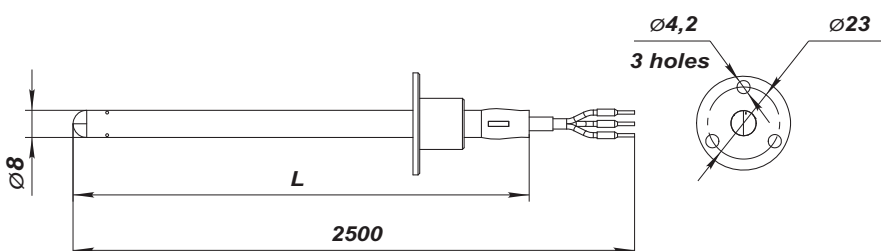
Overall dimensions

Type	L [mm]
KDT2-M 100 / KDT2-M1 100	100
KDT2-M 150 / KDT2-M1 150	150
KDT2-M 200 / KDT2-M1 200	200
KDT2-M 400 / KDT2-M1 400	400

Wiring diagram



KDT2-M1 duct temperature sensor



KDT2-M duct temperature sensor