

Series
VENTS KSV



Centrifugal fans in sound-insulated casing with air flow up to **630 m³/h**

■ **Application**

Designed for integration into supply and exhaust ventilation systems requiring high cleaning of intake air, low-noise operation and limited mounting space. The fans are compatible with round air ducts. The fans are compatible with air ducts Ø 100, 150 and 200 mm.

■ **Design**

The casing made of polymer coated steel, internally lined with sound-insulating layer. Power is supplied through the terminal box inside of the

casing. The fan design provides convenient maintenance access to the internal parts and filter replacement.

■ **Motor**

The single-speed models are equipped with a four-pole asynchronous electric external rotor motors and centrifugal impellers with forward curved blades. The impellers are dynamically balanced. The motors are compatible with power mains frequency 60 Hz. The double-speed models (Duo) are equipped with asynchronous electric external rotor motors and centrifugal impellers with forward curved blades. Double-speed control. The ball bearings enable a long operating life. The motors are equipped with an integrated overheating protection with automatic restart. The motor protection class is IP44.

■ **Modifications**

KSV DUO: two-speed motor

KSV Q: low noise and low-powered motor

■ **Speed control**

Single-speed models: smooth speed control with the external speed controller RS-1-400 (specially ordered accessory).

Two-speed models: smooth speed control with the external speed switch P2-10 (specially ordered accessory).

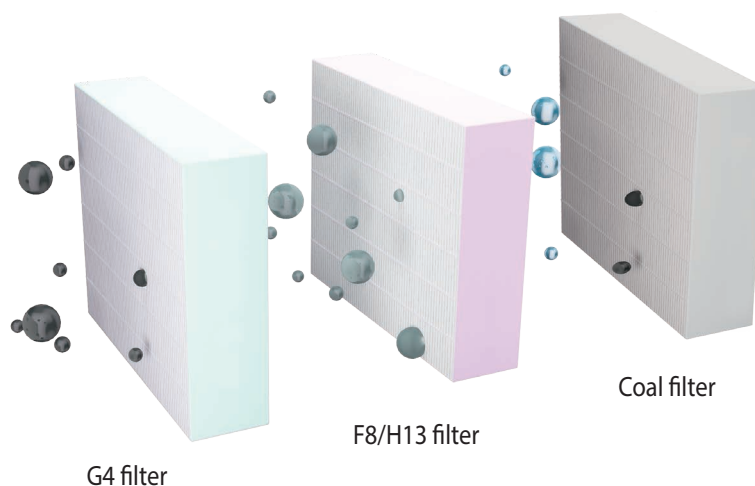
■ **Mounting**

The fans are compatible with round air ducts. The use of flexible connectors requires fixation of the fan on the

building structure by means of the supplied mounting brackets. The fan can be installed in any position (including suspended ceiling mounting), taking into account the air flow direction indicated by the arrow on the fan casing. A service access must be provided.

■ **Air filtration**

Integrated filters (up to three different) ensure sufficient air purification. Pre-filtering with a G4 filter. Secondary cleaning is provided by F8 filter or H13 HEPA filter. F8 filter delays up to 98 % of solid particles with a diameter of 2.5 microns. H13 filter delays up to 99 % of solid particles with a diameter of 2.5 microns, as well as fluff and bacteria. For additional removal of unwanted odors and gases, it is possible to install a coal filter.

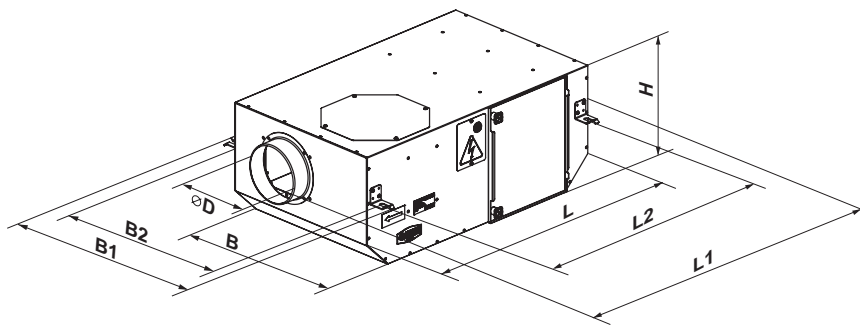


Designation key

Series	Spigot diameter, [mm]	Motor modification	Filters	Options
VENTS KSV	100; 150; 200	Duo: two-speed motor Q: low noise and low-powered motor	G4: only G4 filter G4/F8: G4+F8 filters G4/F8/Carbon: G4+F8 filters+coal filter G4/H13: G4+H13 filters G4/H13/Carbon: G4+H13 filters+coal filter	R1: 0.4 m long power cable with a standard electric plug

Overall dimensions

Model	D	L	H	B	L1	B1	L2	B2	Mass [kg]
									13.95
KSV 100 (DUO) G4									14.16
KSV 100 (DUO) G4/F8									14.86
KSV 100 (DUO) G4/F8/CARBON	100	705	250	415	805	508	650	458	14.16
KSV 100 (DUO) G4/H13									14.86
KSV 100 (DUO) G4/H13/CARBON									13.96
KSV 150 (DUO) Q G4									14.17
KSV 150 (DUO) Q G4/F8									14.87
KSV 150 (DUO) Q G4/F8/CARBON	150	705	250	415	805	508	650	458	14.17
KSV 150 (DUO) Q G4/H13									14.87
KSV 150 (DUO) Q G4/H13/CARBON									15.92
KSV 150 (DUO) G4									16.17
KSV 150 (DUO) G4/F8									17.08
KSV 150 (DUO) G4/F8/CARBON	150	735	300	440	835	533	680	483	16.17
KSV 150 (DUO) G4/H13									17.08
KSV 150 (DUO) G4/H13/CARBON									18.78
KSV 200 (DUO) G4									19.10
KSV 200 (DUO) G4/F8									20.32
KSV 200 (DUO) G4/F8/CARBON	200	735	300	605	835	698	680	648	19.10
KSV 200 (DUO) G4/H13									20.32
KSV 200 (DUO) G4/H13/CARBON									



Accessories

Model	Replaceable G4 panel filter	Replaceable F8 panel filter	Replaceable H13 panel filter	Replaceable coal panel filter	Speed controller
KSV 100	SF 220x400x47-G4	SF 220x400x47-F8	SF 220x400x47-H13	SF 220x400x47-S	PS-1-400
KSV 150 Q	SF 270x425x47-G4	SF 270x425x47-F8	SF 270x425x47-H13	SF 270x425x47-S	
KSV 150	SF 270x590x47-G4	SF 270x590x47-F8	SF 270x590x47-H13	SF 270x590x47-S	
KSV 200	SF 270x590x47-G4	SF 270x590x47-F8	SF 270x590x47-H13	SF 270x590x47-S	
KSV 100 DUO	SF 220x400x47-G4	SF 220x400x47-F8	SF 220x400x47-H13	SF 220x400x47-S	P2-10
KSV 150 DUO Q	SF 270x425x47-G4	SF 270x425x47-F8	SF 270x425x47-H13	SF 270x425x47-S	
KSV 150 DUO	SF 270x590x47-G4	SF 270x590x47-F8	SF 270x590x47-H13	SF 270x590x47-S	
KSV 200 DUO	SF 270x590x47-G4	SF 270x590x47-F8	SF 270x590x47-H13	SF 270x590x47-S	

FAN SERIES VENTS KSV

Technical data

	KSV 100 G4	KSV 100 G4/F8	KSV 100 G4/H13	KSV 150 Q G4	KSV 150 Q G4/F8	KSV 150 Q G4/ H13
Voltage [V/50 Hz]	1~230					
Power [W]	53	53	52	63	61	59
Current [A]	0.27	0.27	0.27	0.29	0.25	0.28
Air flow [m³/h]	190	180	170	360	330	310
RPM [min ⁻¹]	1300	1300	1300	1300	1300	1300
Noise level at 3 m [dBA]	23	23	23	25	25	25
Transported air temperature [°C]	-25...+40					
Protection class against external influences	IPX4					
PM 2.5 Filtration efficiency [%]	36	93	98	31	92	98
SEC class	C	D	D	E	E	C

Technical data

	KSV 150 G4	KSV 150 G4/F8	KSV 150 G4/H13	KSV 200 G4	KSV 200 G4/F8	KSV 200 G4/H13
Voltage [V/50 Hz]	1~230					
Power [W]	107	104	102	123	120	115
Current [A]	0.49	0.48	0.48	0.56	0.56	0.52
Air flow [m³/h]	440	400	360	580	570	490
RPM [min ⁻¹]	1250	1250	1250	1250	1250	1250
Noise level at 3 m [dBA]	27	27	27	38	38	38
Transported air temperature [°C]	-25...+40					
Protection class against external influences	IPX4					
PM 2.5 Filtration efficiency [%]	39	92	98	40	93	98
SEC class	D	D	D	D	D	C

Technical data

	KSV 100 DUO G4		KSV 100 DUO G4/F8		KSV 100 DUO G4/H13	
	min	max	min	max	min	max
Speed	1~230					
Voltage [V/50 Hz]	1~230					
Power [W]	34	42	33	41	32	41
Current [A]	0.15	0.19	0.15	0.19	0.15	0.19
Air flow [m³/h]	160	190	150	175	140	160
RPM [min ⁻¹]	700	1200	700	1200	700	1200
Noise level at 3 m [dBA]	14	23	14	23	14	23
Transported air temperature [°C]	-25...+40	-25...+40	-25...+40	-25...+40	-25...+40	-25...+40
Protection class against external influences	IPX4					
PM 2.5 Filtration efficiency [%]	35	31	94	93	99	98
SEC class	C		E		E	

Technical data

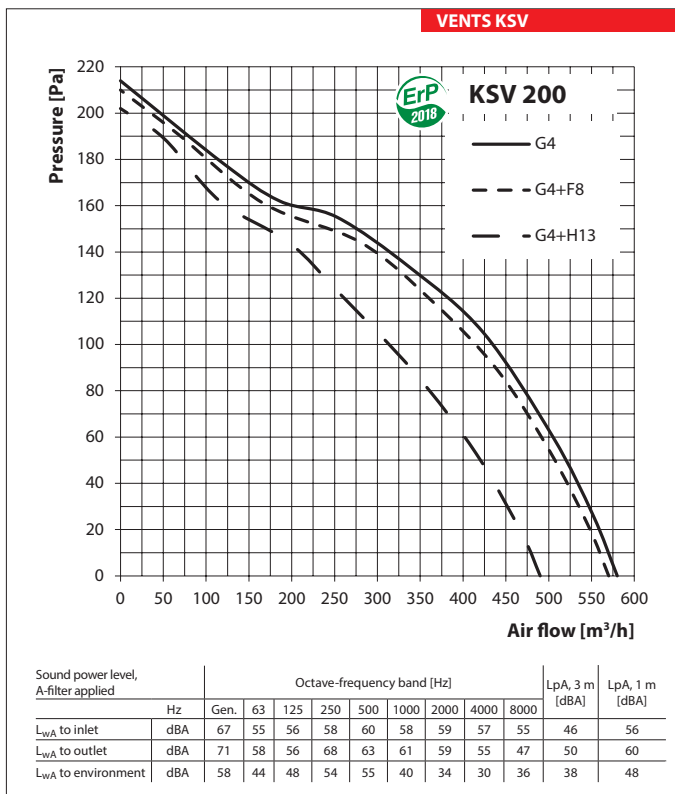
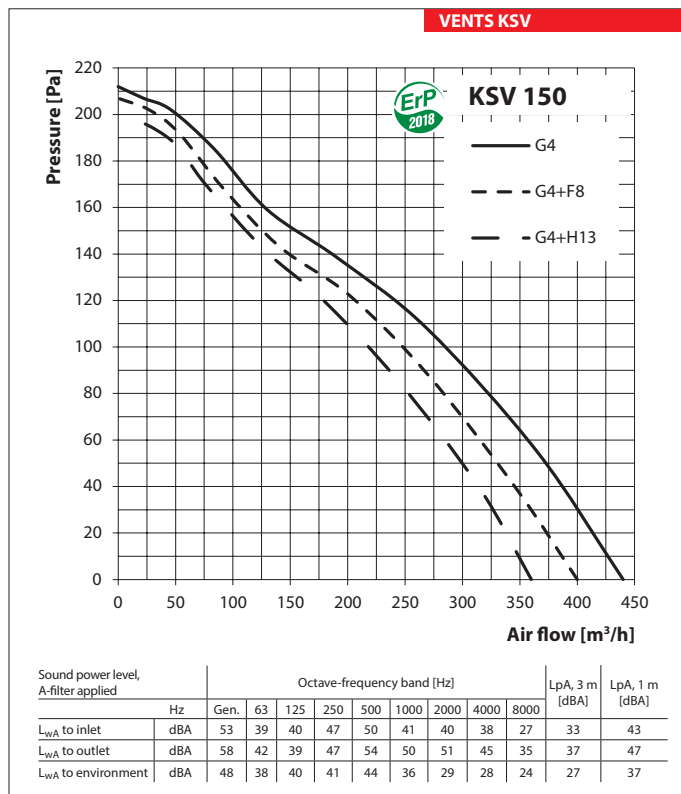
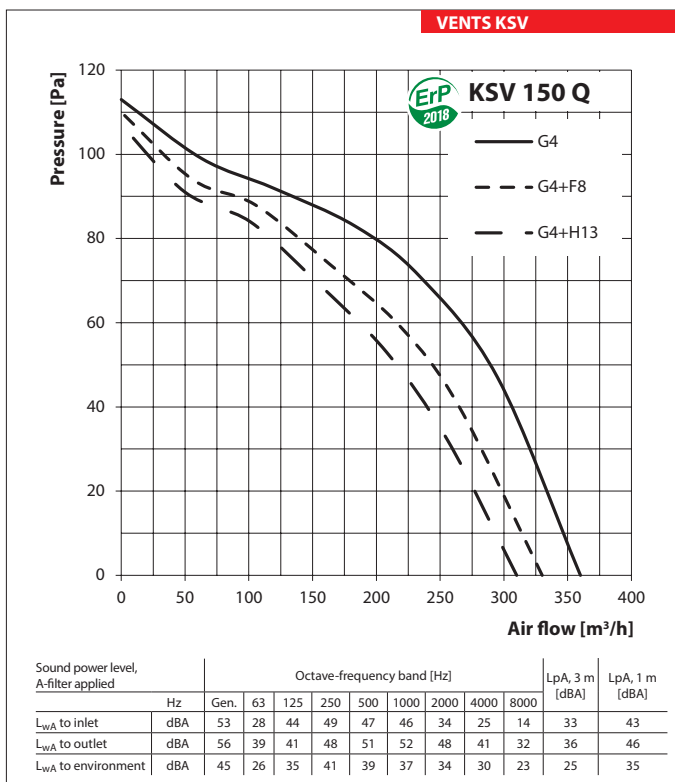
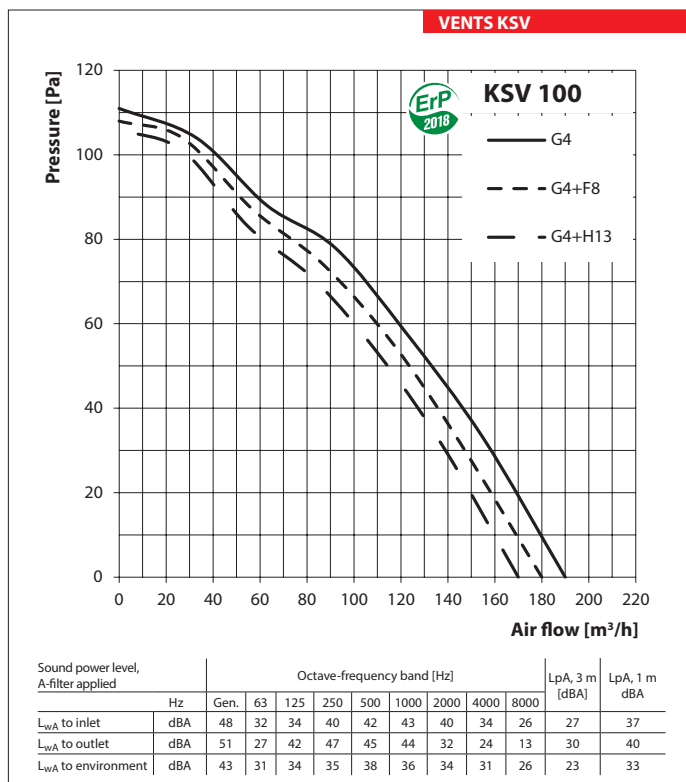
	KSV 150 DUO Q G4		KSV 150 DUO Q G4/F8		KSV 150 DUO Q G4/H13	
Speed	min	max	min	max	min	max
Voltage [V/50 Hz]	1~230					
Power [W]	44	52	41	50	40	48
Current [A]	019	023	0.18	022	0.18	021
Air flow [m ³ /h]	230	340	215	310	205	285
RPM [min ⁻¹]	700	1200	700	1200	700	1200
Noise level at 3 m [dBA]	15	25	15	25	15	25
Transported air temperature [°C]	-25...+40	-25...+40	-25...+40	-25...+40	-25...+40	-25...+40
Protection class against external influences	IPX4					
PM 2.5 Filtration efficiency [%]	31	23	90	87	93	92
SEC class	C		C		D	

Technical data

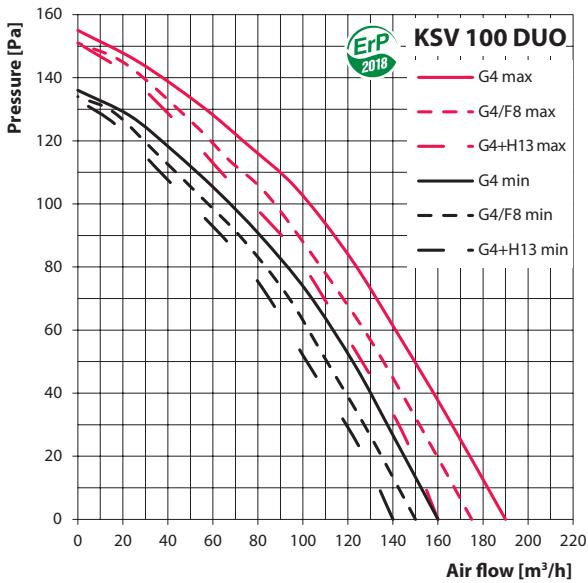
	KSV 150 DUO G4		KSV 150 DUO G4/F8		KSV 150 DUO G4/H13	
Speed	min	max	min	max	min	max
Voltage [V/50 Hz]	1~230					
Power [W]	92	117	89	115	85	114
Current [A]	0.41	0.55	0.41	0.55	0.38	0.54
Air flow [m ³ /h]	320	430	300	390	280	355
RPM [min ⁻¹]	700	1200	700	1200	700	1200
Noise level at 3 m [dBA]	16	27	16	27	16	27
Transported air temperature [°C]	-25...+40	-25...+40	-25...+40	-25...+40	-25...+40	-25...+40
Protection class against external influences	IPX4					
PM 2.5 Filtration efficiency [%]	47	41	95	94	98	96
SEC class	D		E		E	

Technical data

	KSV DUO 200 G4		KSV 200 DUO G4/F8		KSV 200 DUO G4/H13	
Speed	min	max	min	max	min	max
Voltage [V/50 Hz]	1~230					
Power [W]	106	123	103	121	97	119
Current [A]	0.47	0.59	0.45	0.57	0.43	0.55
Air flow [m ³ /h]	390	630	380	590	350	525
RPM [min ⁻¹]	700	1200	700	1200	700	1200
Noise level at 3 m [dBA]	22	38	22	38	22	38
Transported air temperature [°C]	-25...+40	-25...+40	-25...+40	-25...+40	-25...+40	-25...+40
Protection class against external influences	IPX4					
PM 2.5 Filtration efficiency [%]	37	28	98	97	99	98
SEC class	C		D		D	



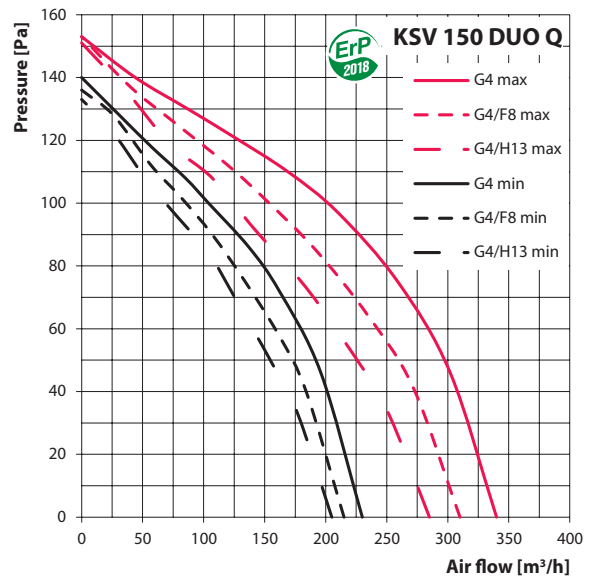
VENTS KSV



Sound power level, A-filter applied		Octave-frequency band [Hz]								LpA, 3 m [dBA]	LpA, 1 m [dBA]	
Min	Hz	Gen.	63	125	250	500	1000	2000	4000	8000		
L _{WA} to inlet	dBA	41	26	28	33	35	36	33	28	22	20	30
L _{WA} to outlet	dBA	43	22	35	39	37	37	27	20	11	23	33
L _{WA} to environment	dBA	35	23	26	26	29	27	26	23	20	14	24

Sound power level, A-filter applied		Octave-frequency band [Hz]								LpA, 3 m [dBA]	LpA, 1 m [dBA]	
Max	Hz	Gen.	63	125	250	500	1000	2000	4000	8000		
L _{WA} to inlet	dBA	48	32	34	40	42	43	40	34	26	27	37
L _{WA} to outlet	dBA	51	27	42	47	45	44	32	24	13	30	40
L _{WA} to environment	dBA	43	31	34	35	38	36	34	31	26	23	33

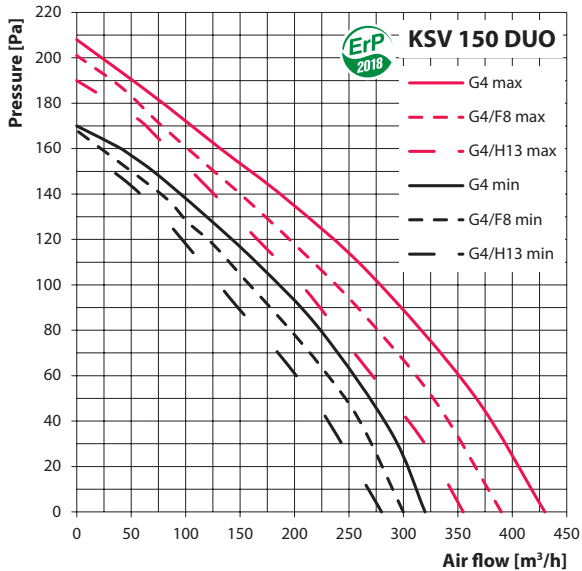
VENTS KSV



Sound power level, A-filter applied		Octave-frequency band [Hz]								LpA, 3 m [dBA]	LpA, 1 m [dBA]	
Min	Hz	Gen.	63	125	250	500	1000	2000	4000	8000		
L _{WA} to inlet	dBA	45	24	37	41	39	38	28	21	11	25	35
L _{WA} to outlet	dBA	48	32	34	40	42	43	40	34	26	27	37
L _{WA} to environment	dBA	36	20	26	31	29	28	26	23	17	15	25

Sound power level, A-filter applied		Octave-frequency band [Hz]								LpA, 3 m [dBA]	LpA, 1 m [dBA]	
Max	Hz	Gen.	63	125	250	500	1000	2000	4000	8000		
L _{WA} to inlet	dBA	53	28	44	49	47	46	34	25	14	33	43
L _{WA} to outlet	dBA	56	39	41	48	51	52	48	41	32	36	46
L _{WA} to environment	dBA	45	26	35	41	39	37	34	30	23	25	35

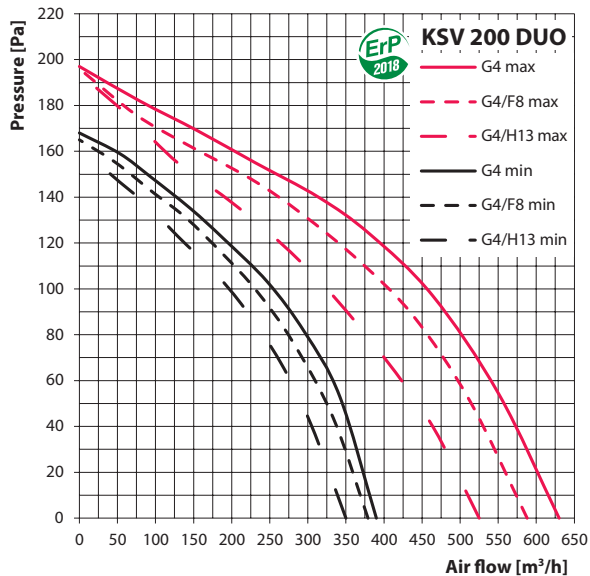
VENTS KSV



Sound power level, A-filter applied		Octave-frequency band [Hz]								LpA, 3 m [dBA]	LpA, 1 m [dBA]	
Min	Hz	Gen.	63	125	250	500	1000	2000	4000	8000		
L _{WA} to inlet	dBA	44	31	32	38	41	33	32	31	22	24	34
L _{WA} to outlet	dBA	48	34	32	38	44	41	41	36	28	28	38
L _{WA} to environment	dBA	36	27	29	30	32	26	21	20	17	16	26

Sound power level, A-filter applied		Octave-frequency band [Hz]								LpA, 3 m [dBA]	LpA, 1 m [dBA]	
Max	Hz	Gen.	63	125	250	500	1000	2000	4000	8000		
L _{WA} to inlet	dBA	53	39	40	47	50	41	40	38	27	33	43
L _{WA} to outlet	dBA	58	42	39	47	54	50	51	45	35	37	47
L _{WA} to environment	dBA	48	38	40	41	44	36	29	28	24	27	37

VENTS KSV



Sound power level, A-filter applied		Octave-frequency band [Hz]								LpA, 3 m [dBA]	LpA, 1 m [dBA]	
Min	Hz	Gen.	63	125	250	500	1000	2000	4000	8000		
L _{WA} to inlet	dBA	55	44	45	47	48	47	48	46	44	35	45
L _{WA} to outlet	dBA	58	46	45	54	51	49	47	44	38	37	47
L _{WA} to environment	dBA	43	31	34	38	39	28	24	21	25	22	32

Sound power level, A-filter applied		Octave-frequency band [Hz]								LpA, 3 m [dBA]	LpA, 1 m [dBA]	
Max	Hz	Gen.	63	125	250	500	1000	2000	4000	8000		
L _{WA} to inlet	dBA	67	55	56	58	60	58	59	57	55	46	56
L _{WA} to outlet	dBA	71	58	56	68	63	61	59	55	47	50	60
L _{WA} to environment	dBA	58	44	48	54	55	40	34	30	36	38	48

Application option

