

Series
VENTS Boost-I



Inline mixed-flow fans in sound- and heat-insulated casing.
Air flow up to **1670 m³/h**.

Application

The inline VENTS Boost-I fans are enclosed in a specially designed sound-insulated casing that ensures silent fan operation in combination with high aerodynamic characteristics. The fans are compatible with round air ducts from Ø 200 up to 250 mm. The VENTS Boost-I fans combine wide capabilities and high performance characteristics of both axial and centrifugal fans, thus pro-

viding powerful air flow and high pressure. The VENTS Boost-I fans are recommended as a component of the air handling systems for various commercial and industrial premises with high requirements to noise level, i.e. libraries, conference halls, educational institutions, kindergartens, etc.


Design

The external casing is made of galvanized steel. Sound and heat insulation is provided by 30 mm acoustic material.

Due to the improved mixed type impeller, which is a hybrid of axial and centrifugal impeller, the Boost-I has low power consumption and noise level with high performance.

The specially designed diffuser, impeller and airflow rectifier at the fan outlet provide smooth air flow distribution and enable the best combination of high air flow, increased pressure and low noise.

The fan casing is equipped with an airtight terminal box for connection to power mains.



Motor

The VENTS Boost-I fans are equipped with single-phase high-efficiency three-speed asynchronous motors with low power consumption. The motor is equipped with thermal switches for overheating protection. The ball bearings ensure a long service life (about 40 000 hours of continuous operation). The motor ingress protection rating is IPX4.

Speed control

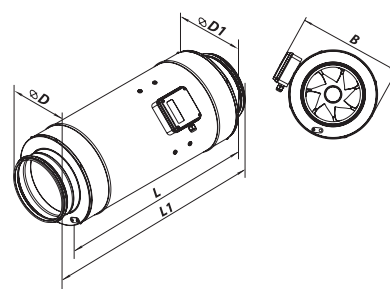
The three-speed motor can be controlled using a built-in switch (option V) or an external switch P3-5.0 (purchased separately).

Mounting

The fans are designed to be used with round air ducts. The fan casing has mounting brackets for convenient installation onto the ceiling. The ducts can be fitted at any angle relative to the fan axis. Make sure to provide sufficient maintenance access during fan installation. Electrical connection and installation must be performed in accordance with the instruction manual and the electrical connections diagram applied to the terminal box. A single system may have several fans installed in parallel to boost the output capacity or in series to boost the working pressure.

Fan overall dimensions


| Type | Dimensions [mm] | | | | | Weight [kg] |
|----------------------------------|-----------------|-----|-----|-----|-----|-------------|
| | ØD | ØD1 | L | L1 | B | |
| Boost-I 200 (T, U, Un, R, V, RV) | 199 | 281 | 601 | 739 | 339 | 8.2 |
| Boost-I 250 (T, U, Un, R, V, RV) | 249 | 337 | 601 | 739 | 389 | 9.5 |



Designation key

| Series | Air duct diameter | Options |
|----------------------|-------------------|---|
| VENTS Boost-I | 200; 250 | <p>T: turn-off delay timer adjustable from 2 to 30 minutes.</p> <p>U: speed controller with an electronic thermostat and a temperature sensor integrated inside an air duct. Temperature-based operation logic.</p> <p>Un: speed controller with an electronic thermostat and a temperature sensor fixed on a 4-meter cable. Temperature-based operation logic.</p> <p>R: power cord with a mains plug.</p> <p>V: three-position speed switch.</p> |

Accessories



Technical data

| | BOOST-I 200 | | | BOOST-I 250 | | |
|----------------------------------|-------------|------|------|-------------|------|------|
| | min | mid | max | min | mid | max |
| Speed | | | | | | |
| Voltage [V] | 1~230 | | | | | |
| Frequency [Hz] | 50 | | | | | |
| Power [W] | 82 | 104 | 113 | 144 | 173 | 188 |
| Current [A] | 0.37 | 0.46 | 0.51 | 0.70 | 0.81 | 0.84 |
| Max. air flow [m³/h] | 692 | 906 | 1110 | 1007 | 1404 | 1670 |
| Max. air flow [l/s] | 192 | 252 | 308 | 280 | 390 | 464 |
| RPM [min ⁻¹] | 2229 | 2634 | 2823 | 2292 | 2626 | 2876 |
| Noise level at 3 m [dBA] | 37 | 42 | 44 | 38 | 43 | 45 |
| Transported air temperature [°C] | -25...+55 | | | | | |
| Protection rating | IPX4 | | | | | |
| Motor protection rating | IP20 | | | | | |

