



UNI

Air handling unit
with heat recovery



UNI MAX



Decentralized unit for the small offices, facilities, classrooms and living spaces



Air flow:
up to 160 m³/h



Heat recovery efficiency:
up to 95 %

FEATURES

- Efficient decentralized ventilation unit for small offices or conference rooms.
- Visible ceiling suspended installation.
- A version with electrical preheater is available for cold climate.
- Clean air due to the use of an ePM1 70% / F7 filter for supply air filtration.
- Possibility to connect fresh air inlet and exhaust air ducts at top or back side of the unit.
- Low noise operation from 16 dB(A) at 3m.
- High level of comfort due to builtin bypass and air dampers.

CASING

The casing is made of galvanized sheet metal with white painted decorative cover. The contemporary design of the Uni Max unit will seamlessly blend into any interior. The unit is heat- and sound-insulated with a 20 mm layer of foam. The service panel is easy to open for filter maintenance. The unit is equipped with two Ø125 mm spigots for fresh air intake and stale air exhaust. The position of the spigots can be changed from horizontal to vertical.

AIR DAMPERS

The Uni Max unit is equipped with two automatic air dampers, which close automatically when the unit is off to prevent drafts.

BYPASS

The Uni Max units are equipped with a bypass for summer cooling by the cool air from outside.

FANS

The units feature high-performance, electronically commutated (EC), external rotor motors with forward curved blades. These state-of-the-art units offer excellent energy efficiency. In addition to that, EC motors combine high performance and optimum control over the entire speed range. EC motors have an excellent power efficiency (up to 90 %).

PREHEATING

The Uni Max E S21 units are equipped with an electrical preheater to prevent heat exchanger freezing in the cold climate.

HEAT RECOVERY

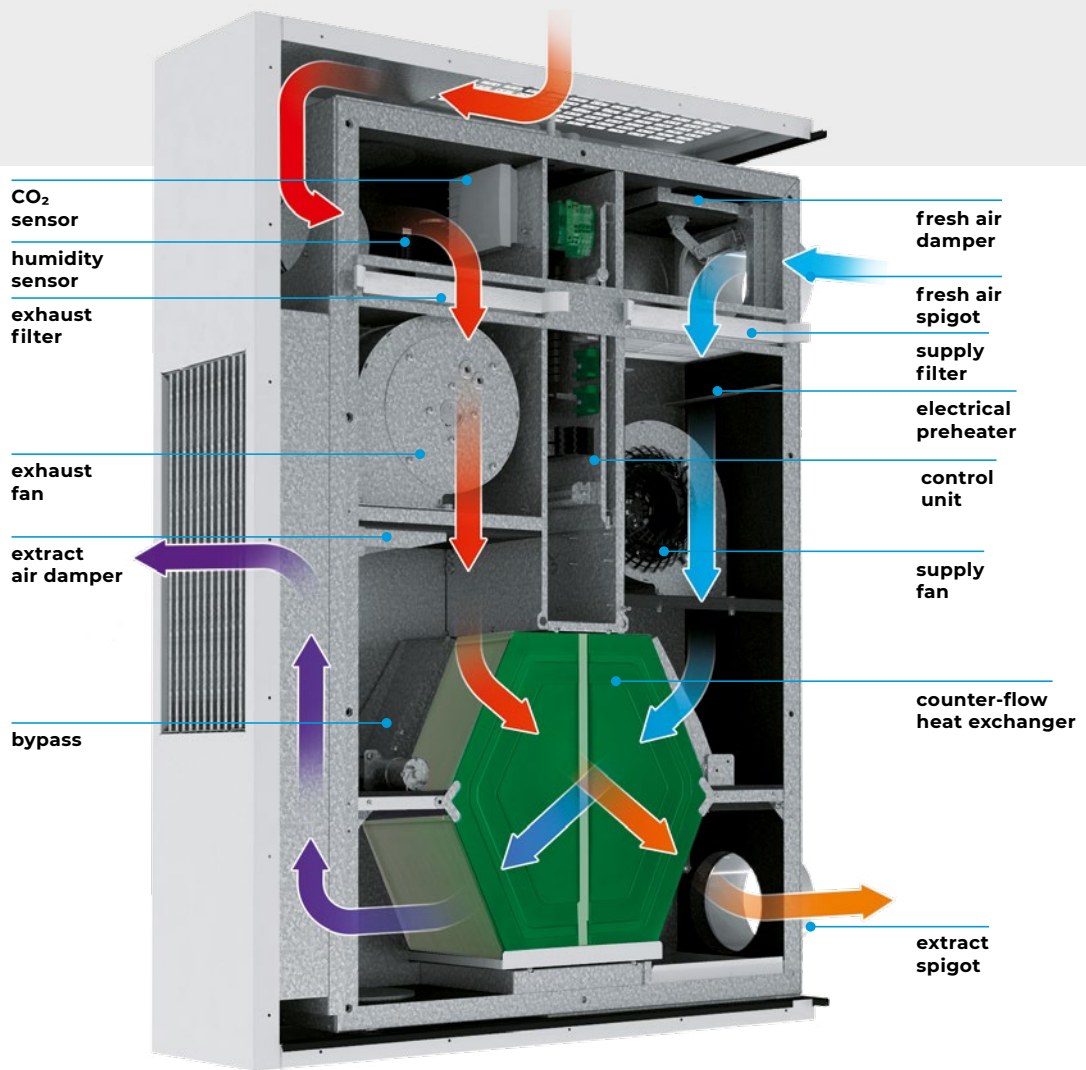
The Uni Max unit is equipped with a plate counter-flow polystyrene heat exchanger for heat recovery. The unit condensate is collected and drained to the drain pan under the heat exchanger.

The Uni Max E unit is equipped with an enthalpy plate counter-flow heat exchanger for energy (heat and humidity) recovery. Due to humidity recovery condensate is not generated in the enthalpy heat exchanger.

The air flows are completely separated in the heat exchanger. Thus smells and contaminants are not transferred from the extract air to the supply air.

Heat recovery is based on heat and/or humidity transfer through the heat exchanger plates. In the cold season supply air is heated in the heat exchanger by transferring the heat energy of warm and humid extract air to the cold fresh air. Heat recovery minimizes ventilation heat losses and heating costs respectively.

In the warm season the heat exchanger performs reverse and intake air is cooled in the heat exchanger by the cool extract air. That reduces operation load on air conditioners and saves electricity.



AIR DISTRIBUTION



CONTROL AND AUTOMATION


The Uni Max A21 units are equipped with an integrated automation system. The remote control panel is not included in the delivery set (sold separately).

The A21 controller allows integrating the unit into the Smart Home system or BMS (Building Management System).

Unit control via Wi-Fi using the mobile application Vents AHU. The Uni Max A14 units are equipped with an integrated automation system and the A14 wall mounted sensor control panel with LED-indication.







Download the Vents AHU app for Android



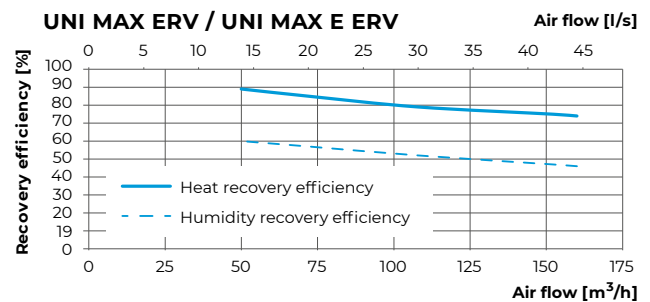
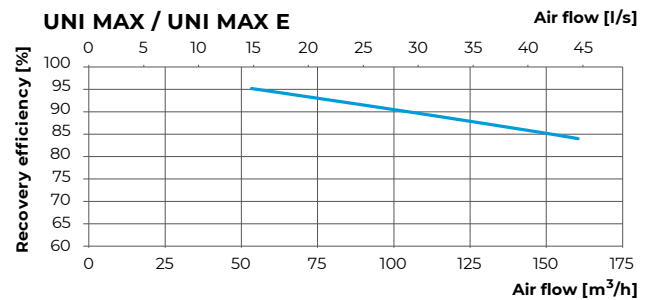
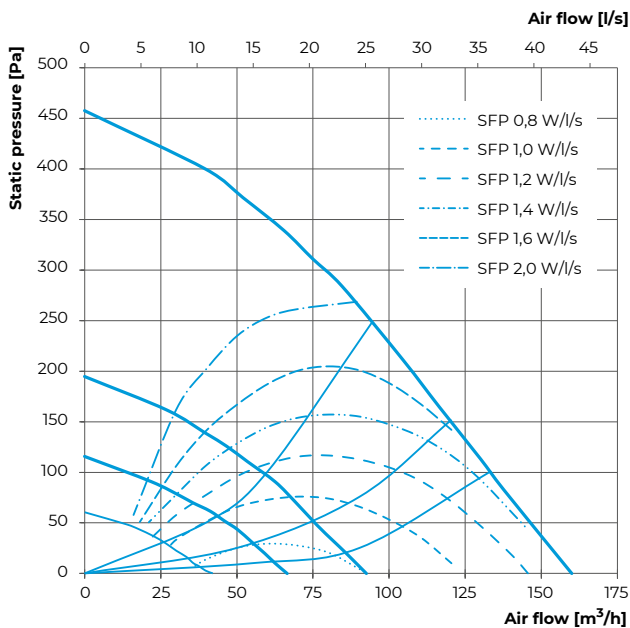
Download the Vents AHU app for iOS

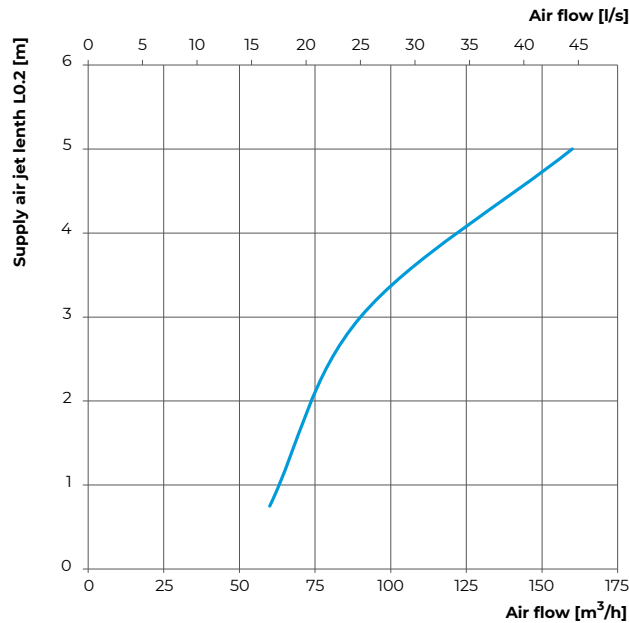
AUTOMATION FUNCTIONS

Functions	Uni Max A21	Uni Max A14
Unit control via Wi-Fi using a mobile application	+	-
Unit control via a wired remote control panel	 A22 control panel (option)	 A14 control panel
Unit control via a wireless remote control panel	 A22 Wi-Fi control panel (option)	-
Unit control via a remote wired LCD control panel	 A25 control panel (option)	-
BMS (Building Management System)	RS-485	-
	Wi-Fi	-
	Ethernet	-
	MODBUS (RTU, TCP)	-
Speed selection	+	+
Filter replacement indication	by filter timer	by filter timer
Alarm indication	full alarm description in the mobile application	+
Week-scheduled operation	+	-
Bypass	automatic	manual
	manual	-
Timer	+	-
Boost mode	+	-
Fireplace mode	+	-
Freeze protection	through cyclic stops of the supply fan	through cyclic stops of the supply fan
	through preheating (option)	-
Reheater connection	option	-
Cooler connection	option	-
Minimum supply air temperature control	option	-
Humidity control	option	option
CO ₂ control	option	option
VOC control	option	option
PM2.5 control	option	option
Fire alarm system connection	option	-

TECHNICAL DATA

Model	Uni			Uni Max E			Uni Max ERV			Uni Max E ERV		
Voltage [V / 50/60 Hz]	1~230						1~230					
Max. unit power without electric heater [W]	58						58					
Integrated electric preheater power [W]	-			800			-			800		
Max. unit current without electric heater [A]	0.5						0.5					
Max. unit current with electric heater [A]	-			4			-			4		
Max. air flow [m ³ /h]	160						160					
RPM [min ⁻¹]	2800						2800					
Speed [m ³ /h]	60	90	160	60	90	160	60	90	160	60	90	160
Sound pressure level LpA to environment at 1 m [dBA]	25	35	42	25	35	42	25	35	42	25	35	42
Sound pressure level LpA to environment at 3 m [dBA]	16	26	32	16	26	32	16	26	32	16	26	32
Operating temperature [°C]	-25...+40						-25...+40					
Case material	Aluzinc						Aluzinc					
Insulation [mm]	20						20					
Extract filter	Coarse 90% / G4						Coarse 90% / G4					
Supply filter	ePM1 70% / F7 (G4 option)						ePM1 70% / F7 (G4 option)					
Connected air duct diameter [mm]	125						125					
Weight [kg]	47						47					
Heat recovery efficiency [%]	84-95						74-89					
Humidity recovery efficiency [%]	-						47-60					
Heat exchanger type	Counter-flow						Counter-flow					
Heat exchanger material	Polystyrene						Enthalpic membrane					
SEC class	A+						A					





SOUND POWER LEVEL

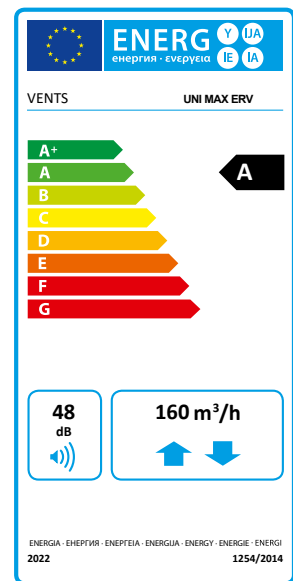
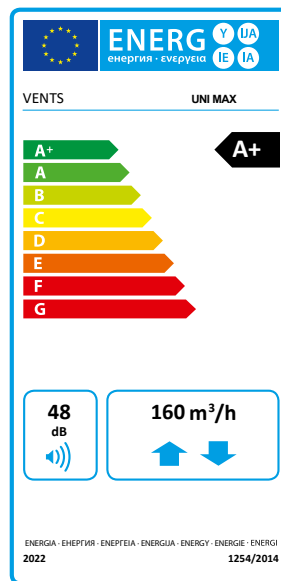
Sound power level, A - weighted	General	Octave frequency band, Hz										LpA, 3m	LpA, 1m
	dB(A)	200	250	315	400	500	630	800	1000	1250	dB(A)	dB(A)	
LwA to environment @ 160m ³ h	53	37	41	41	45	49	40	42	41	38	32	42	
LwA to environment @ 90m ³ h	46	31	37	43	36	35	33	34	33	30	26	35	
LwA to environment @ 60m ³ h	36	32	25	24	25	24	23	23	21	19	16	25	

Sound power level, A - weighted	General	Octave frequency band, Hz										LpA, 3m	LpA, 1m
	dB(A)	1600	2000	2500	3150	4000	5000	6300	8000	10000	dB(A)	dB(A)	
LwA to environment @ 160m ³ h	53	37	37	35	31	27	23	21	24	25	32	42	
LwA to environment @ 90m ³ h	46	29	29	27	24	21	19	19	23	24	26	35	
LwA to environment @ 60m ³ h	36	18	18	19	17	17	18	19	23	24	16	25	

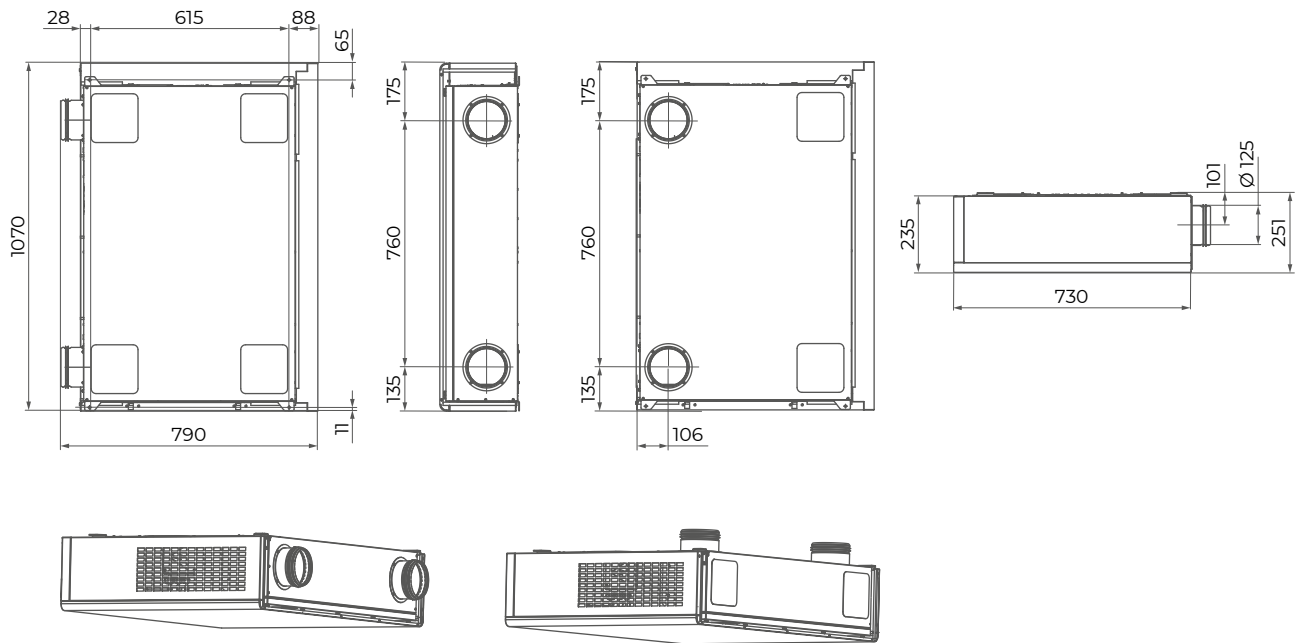
ENERGY LABELING

Supplier model identifier and options installed	Uni Max (E)	Uni Max (E)ERV
Reference climate	Cold/Average/ Warm	Cold/Average/ Warm
SEC in [kWh/(m ² a)] for each type of climate	-81,3/-42,4/-17,5	-76,9/-40,2/-16,5
SEC Class	A+	A
Declared typology	BVU	
Type of drive installed	Variable speed	
Type of heat recovery	Recuperative	
Thermal efficiency*	88	78
Maximum flow rate in [m ³ /h]	160	160
Maximum electric power in [W]	58	58
Sound power level (LWA) in [dB(A)]	48	48
Reference flow rate [m ³ /s]	0,031	0,031
Reference pressure difference in [Pa]	0	0
SPI in [W/m ³ /h]	0,232	0,232
Control factor and typology	Local demand control	
Internet address	http://www.ventilation-system.com/	

*Efficiency according EN13141-7:2010 at reference flow rate




OVERALL DIMENSIONS [mm]


















PRODUCT RANGE

	Heat exchanger	Air dampers	Preheater	Bypass
Uni Max S14	HRV	•		•
Uni Max S21		•		•
Uni Max E S21		•	•	•
Uni Max ERV S14	ERV	•		•
Uni Max ERV S21		•		•
Uni Max E ERV S21		•	•	•

MOUNTING



ACCESSORIES

		Uni Max A14 Uni Max ERV A14	Uni Max A21 Uni Max E A21	Uni Max ERV A21 Uni Max E ERV A21
Coarse 90% / G4 panel filter		SF 233x175x22 Coarse 90% / G4		
ePM1 70% / F7 panel filter		SF 233x175x22 ePM1 70% / F7		
Control panel		-	A22	
Wireless control panel		-	A22 Wi-Fi	
LCD control panel		-	A25	
Humidity sensor		HV2		
Humidity sensor		HR-S		
CO ₂ sensor		CO2-2		
CO ₂ sensor with indication		CO2-1		
VOC sensor		-	DPWQ30600	
CO ₂ sensor		-	DPWQ40200	
CO ₂ sensor		CO2-3		
Humidity sensor		-	DPWC11200	
Outer grille		MVMA 125 bVn Al		
Electric reheater		NKD 125 A21 V.2 series		





The brochure information is for reference only.

VENTS reserves the rights to modify any of its products' features, designs, components and specifications at any time and without notice to maintain the development and quality of manufactured goods.

2023-02